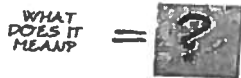


Match these Images with Sentences Part 2

NOM: _____ Group: _____


1



2



3




4



5



6



7



8




9



10



11



12



Write Numbers to Match Images with these Sentences 2

Name: _____ Group: _____

1. May I go get my binder, please? _____
2. Can I throw away paper in the recycle bin? _____
3. Can I throw away my leftovers, please? _____
4. May I go get my snack downstairs? _____
5. Can we eat our snack, please? _____
6. Can I pull down the blinds, please? _____
7. Can I pull up the blinds, please? _____
8. Mr. Philippe, can you repeat please? _____
9. Excuse me, how do you say «__» in English? _____
10. Excuse me, what does «_» mean in French? _____
11. Excuse me, how do you spell «_____»? _____
12. Can we have our exam grade, please? _____

Match these Images with Sentences Part 3

NOM: _____ Group: _____

1



2



3



4



5




6



7



8



9



10



11



12



 Write Numbers to Match Images with these Sentences 3

Name: _____ Group: _____

1. May I ~~hand out~~ the sheets please? _____

2. May I go to the board, please? _____

3. Can I read this paragraph, please? _____

4. May I hand out the sheets? _____

 5. May I give stamps for participation? _____

6. May I erase the board? _____


7. Can I borrow a pencil, please? _____

8. Can I borrow an eraser, please? _____

9. Can I sharpen my pencil, please? _____

10. Excuse me, in which section of the binder do I place this sheet? _____

11. Excuse me, which page are we working on? _____

 12. I finished my work. Could you tell me, what I should do now? _____

Match these Images with Sentences Part 4

NOM: _____ Group: _____

1



2



3




4



5




6



7



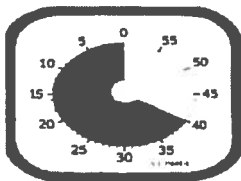
8




9



10



11



12



Write Numbers to Match Images with these Sentences 4

Name: _____ Group: _____


1. Can I work on the computer, please? _____
2. Can I work on the eslgamesplus.com website, please? _____
3. Can we put on time on the time timer, please? _____
4. Can I go get a book, please? _____
5. May I sit on the bicycle desk, please? _____
6. May I sit on the couch or on a stool, please? _____
7. Excuse me, could you tell me the time, please? _____
8. Excuse me, when does the class end? _____
9. Can we go outside before the end of the class, please? _____
10. Excuse me, do I put my chair on my desk? _____
11. Excuse me, when will we watch a movie? _____

Nom _____



NAME YOUR FAMILY

Write the names of your relatives in the appropriate box.



GRANDPARENTS

NAME	NAME	NAME	NAME
GRANDFATHER	GRANDMOTHER	GRANDFATHER	GRANDMOTHER

PARENTS

NAME	NAME	NAME	NAME
NAME	FATHER	MOTHER	NAME
NAME			NAME
UNCLE			NAME
			AUNT
NAME	NAME	NAME	NAME
NAME			NAME
NAME			NAME
BROTHER			SISTER

Numbers in English

Name: _____

Group: _____

Complete the chart (41 to 49, 51 to 59, 61 to 69, 71 to 79, 81 to 89 and 91 to 99)

0	zero	10	ten	20	twenty	30	thirty
1	one	11	eleven	21	twenty-one	31	thirty-one
2	two	12	twelve	22	twenty-two	32	thirty-two
3	three	13	thirteen	23	twenty-three	33	thirty-three
4	four	14	fourteen	24	twenty-four	34	thirty-four
5	five	15	fifteen	25	twenty-five	35	thirty-five
6	six	16	sixteen	26	twenty-six	36	thirty-six
7	seven	17	seventeen	27	twenty-seven	37	thirty-seven
8	eight	18	eighteen	28	twenty-eight	38	thirty-eight
9	nine	19	nineteen	29	twenty-nine	39	thirty-nine

40	forty	50	fifty	60	sixty	70	seventy
41	forty-	51	fifty-	61	sixty-	71	seventy-
42	forty-	52	fifty-	62	sixty-	72	seventy-
43	forty-	53	fifty-	63	sixty-	73	seventy-
44	forty-	54	fifty-	64	sixty-	74	seventy-
45	forty-	55	fifty-	65	sixty-	75	seventy-
46	forty-	56	fifty-	66	sixty-	76	seventy-
47	forty-	57	fifty-	67	sixty-	77	seventy-
48	forty-	58	fifty-	68	sixty-	78	seventy-
49	forty-	59	fifty-	69	sixty-	79	seventy-

80	eighty	90	ninety	100	one hundred
81	eighty-	91	ninety-	101	one hundred and one
82	eighty-	92	ninety-	200	two hundred
83	eighty-	93	ninety-	300	three hundred
84	eighty-	94	ninety-	400	four hundred
85	eighty-	95	ninety-	500	five hundred
86	eighty-	96	ninety-	600	six hundred
87	eighty-	97	ninety-	700	seven hundred
88	eighty-	98	ninety-	800	eight hundred
89	eighty-	99	ninety-	900	nine hundred

1000
one thousand

100,000
one hundred thousand

1,000,000
one million

Actions

Name: _____ Group: _____

Write numbers to match images

1. Colour



2. Write



3. Find



4. Draw



5. Sit down



6. Count



7. Match



8. Sing



9. say/tell



10. Cut



11. Read



12. Play



13. Glue/paste



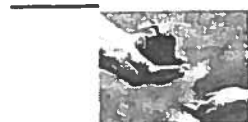
14. Listen



15. Circle



16. Drink



17. Eat



18. Stand up



19. Give




20. Raise your hand



21. Go



22. Look/watch

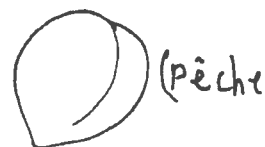
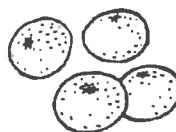


Name _____

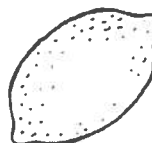
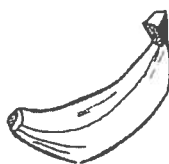
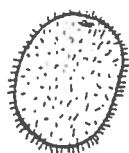
Fruits from the orchard

Pear, pineapple, banana, kiwi, grapes, raspberries, lemon, nut,
melon, strawberries, apple, peach, cherries, blueberries,
pumpkin, orange.

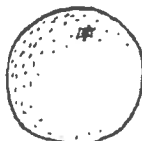
Name and colour each fruit.



(peche)



(melon)




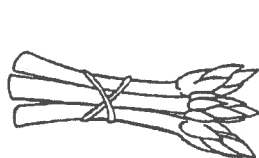
(noix)

Name _____

Vegetables from the garden

Asparagus, potatoes, leek, peas, shallots, onions, zucchini, sweet corn, celery, cauliflower, mushrooms, cabbage, carrots, tomatoes, cucumber, broccoli.


Name and colour each vegetable.



Name _____

The Dragonfly

Lily is a beautiful, smiling Dragonfly who loves to sing. With the small pink hearts on her head and on her pretty green wings, she is a perfect singing teacher. Her two other wings are red and are attached to her beige body. Her wings help her fly from flower to flower. Her face is also beige, and she sees very well because of her two big white eyes. If you want to learn to sing, call Lily. She is great!



Name _____

WEATHER SYMBOLS


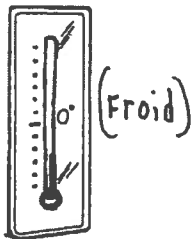

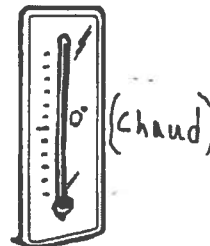

Match the names with the pictures.

Weather vane
Freezing
Cloudy
Tornado


Hail
Rainbow
Sunny
Lightning

Thunder
Rain (ing)
Cold
Sunrise

Windy
Barometer
Snow (ing)
Hot



Name _____




Looking for Animals

Fill in the blank space of each word to complete the name of an animal. Then transfer that letter to the box beside it. If your letters are correct the name of an animal will appear in the vertical column.



_ird
cam _l
be _r
_ulture
p _lican
gi _affe



a _e
gorill _
ly _x
_onkey
c _lf


d _lphin
du _k
_iger
li _n
_ig
p _ppy
_nake



_olt
_amster
p _g
ostri _h
s _un _
sh __p
po _y



rein _eer
g _at
wha _e
ele _hant
_orse
k _tten
mo _key




leo _ard
buff _lo
robi _
rep _ile
_awk
mous _
f _og

Match these Images with Sentences Part 2

NOM: Answers Group: _____

1

WHAT DOES IT MEAN?



2



3




4



5



6



7



8



9



10



11



12



Write Numbers to Match Images with these Sentences 2

Name: _____ Group: _____

1. May I go get my binder, please? 7
2. Can I throw away paper in the recycle bin? 12
3. Can I throw away my leftovers, please? 8
4. May I go get my snack downstairs? 4
5. Can we eat our snack, please? 5
6. Can I pull down the blinds, please? 11
7. Can I pull up the blinds, please? 3
8. Mr. Philippe, can you repeat please? 2
9. Excuse me, how do you say « » in English? 6
10. Excuse me, what does « » mean in French? 1
11. Excuse me, how do you spell « »? 9
12. Can we have our exam grade, please? 10

Match these Images with Sentences Part 3

NOM: _____ Group: _____

1



2



3



4



5



6



7



8



9



10



11



12



 Write Numbers to Match Images with these Sentences 3

Name: _____ Group: _____

1. May I ~~hand out the sheets~~ please? 10

2. May I go to the board, please? 7

3. Can I read this paragraph, please? 1

4. May I hand out the sheets? 10

 5. May I give stamps for participation? 2

6. May I erase the board? 5

7. Can I borrow a pencil, please? 11

8. Can I borrow an eraser, please? 3

9. Can I sharpen my pencil, please? 8

10. Excuse me, in which section of the binder do I place this sheet? 6

11. Excuse me, which page are we working on? 12

 12. I finished my work. Could you tell me, what I should do now? 9

Match these Images with Sentences Part 4

NOM: _____ Group: _____

1



2



3




4



5



6



7



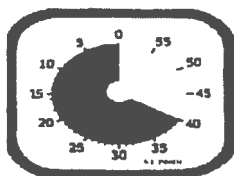
8




9



10



11



12



Write Numbers to Match Images with these Sentences 4

Name: _____ Group: _____


1. Can I work on the computer, please? 8
2. Can I work on the eslgamesplus.com website, please? 1
3. Can we put on time on the time timer, please? 11
4. Can I go get a book, please? 4
5. May I sit on the bicycle desk, please? 7
6. May I sit on the couch or on a stool, please? 2
7. Excuse me, could you tell me the time, please? 6
8. Excuse me, when does the class end? 5
9. Can we go outside before the end of the class, please? 12
10. Excuse me, do I put my chair on my desk? 9
11. Excuse me, when will we watch a movie? 3

Nom _____



NAME YOUR FAMILY

Write the names of your relatives in the appropriate box.



GRANDPARENTS

NAME
GRANDFATHER

NAME
GRANDMOTHER

NAME
GRANDFATHER

NAME
GRANDMOTHER

PARENTS

NAME
NAME
NAME
UNCLE

NAME
FATHER

NAME
MOTHER

NAME
NAME
NAME
AUNT

NAME
NAME
NAME
BROTHER

NAME

NAME
NAME
NAME
SISTER

Numbers in English

Name: _____

Group: _____

Complete the chart (41 to 49, 51 to 59, 61 to 69, 71 to 79, 81 to 89 and 91 to 99)

0 zero	10 ten	20 twenty	30 thirty
1 one	11 eleven	21 twenty-one	31 thirty-one
2 two	12 twelve	22 twenty-two	32 thirty-two
3 three	13 thirteen	23 twenty-three	33 thirty-three
4 four	14 fourteen	24 twenty-four	34 thirty-four
5 five	15 fifteen	25 twenty-five	35 thirty-five
6 six	16 sixteen	26 twenty-six	36 thirty-six
7 seven	17 seventeen	27 twenty-seven	37 thirty-seven
8 eight	18 eighteen	28 twenty-eight	38 thirty-eight
9 nine	19 nineteen	29 twenty-nine	39 thirty-nine

40 forty	50 fifty	60 sixty	70 seventy
41 forty- one	51 fifty- one	61 sixty- one	71 seventy- one
42 forty- two	52 fifty- two	62 sixty- two	72 seventy- two
43 forty- three	53 fifty- three	63 sixty- three	73 seventy- three
44 forty- four	54 fifty- four	64 sixty- four	74 seventy- four
45 forty- five	55 fifty- five	65 sixty- five	75 seventy- five
46 forty- six	56 fifty- six	66 sixty- six	76 seventy- six
47 forty- seven	57 fifty- seven	67 sixty- seven	77 seventy- seven
48 forty- eight	58 fifty- eight	68 sixty- eight	78 seventy- eight
49 forty- nine	59 fifty- nine	69 sixty- nine	79 seventy- nine

80 eighty	90 ninety	100 one hundred
81 eighty- one	91 ninety- one	101 one hundred and one
82 eighty- two	92 ninety- two	200 two hundred
83 eighty- three	93 ninety- three	300 three hundred
84 eighty- four	94 ninety- four	400 four hundred
85 eighty- five	95 ninety- five	500 five hundred
86 eighty- six	96 ninety- six	600 six hundred
87 eighty- seven	97 ninety- seven	700 seven hundred
88 eighty- eight	98 ninety- eight	800 eight hundred
89 eighty- nine	99 ninety- nine	900 nine hundred

1000

one thousand

100,000

one hundred
thousand

1,000,000

one million

Actions

Name: _____ Group: _____

Write numbers to match images

1. Colour

7



2. Write

3



3. Find

11



4. Draw

1



5. Sit down

2



6. Count

9



7. Match

8



8. Sing

10



9. say/tell

5



10. Cut












6



11. Read

4



12. Play 13 
13. Glue/paste 12 
14. Listen 17 
15. Circle 15 
16. Drink 19 
17. Eat 21 
18. Stand up 14 
19. Give 16 
20. Raise your hand 22 
21. Go 18 
22. Look/watch 20 

Name _____

Fruits from the orchard

Pear, pineapple, banana, kiwi, grapes, raspberries, lemon, nut, melon, strawberries, apple, peach, cherries, blueberries, pumpkin, orange.

Name and colour each fruit.



Pineapple



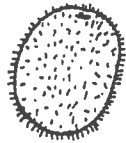
grapes



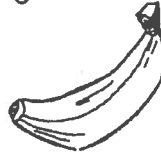
blueberries



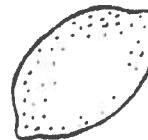
peach



kiwi



banana



Lemon



melon



cherries



raspberries



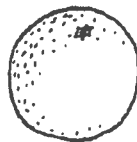
pumpkin



strawberries



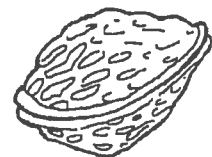
Pear



orange



apple



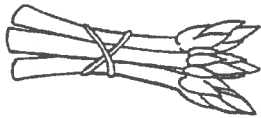
nut

Name _____

Vegetables from the garden

Asparagus, potatoes, leek, peas, shallots, onions, zucchini, sweet corn, celery, cauliflower, mushrooms, cabbage, carrots, tomatoes, cucumber, broccoli.

Name and colour each vegetable.



Asparagus



onions



celery



cabbage



cucumber



cauliflower



broccoli



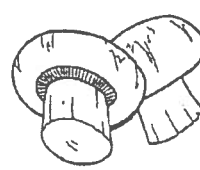
Potatoes



Sweet corn



zucchini



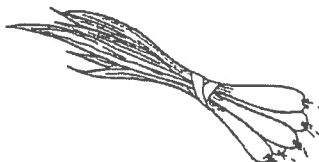
mushrooms



Tomatoes




Peas



shallots



leek



carrots


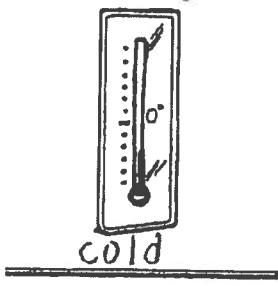

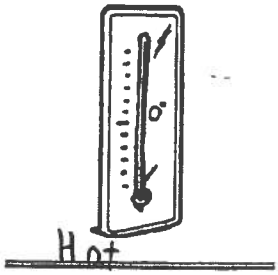

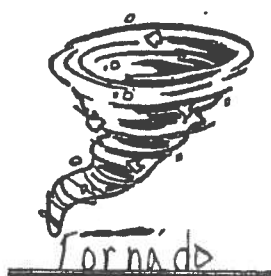



Name _____

WEATHER SYMBOLS

Match the names with the pictures.

Weather vane	Hail	Thunder	Windy
Freezing	Rainbow	Rain (ing)	Barometer
Cloudy	Sunny	Cold	Snow (ing)
Tornado	Lightning	Sunrise	Hot




Name _____

Looking for Animals

Fill in the blank space of each word to complete the name of an animal. Then transfer that letter to the box beside it. If your letters are correct the name of an animal will appear in the vertical column.

bird
camel
bear
vulture
pelican
giyaffe




ape
gorilla
lynx
monkey
calf

dolphin
duck
tiger
lion
pig
pappy
snake



colt
hamster
pig
ostrih
s_un_
sheep
pony

reindeer
goat
whate
elephant
horse
kitten
monkey



leopard
buffalo
robin
reptile
hawk
mouse
frog